


2003



Member of Estonian  
Chamber of Commerce

# ARRIERUM

Waste, transport and storage container's





# Hook&Multilift...

# Hook&Multilift...

TYPE:

## CLOSED HLC

WALLS: 3MM

BOTTOM: 4MM

ROOF: 2MM

STEEL QUALITY: ST 37-2,

FRAME:

SS 3021, SFS4417, DIN30722

SIDE LIDS:

STEEL/PLASTIC/ALUMINIUM

ADDITIONAL:

SAFETY LOCKING DEVICE

VOLUME: 15-25 M<sup>3</sup>

DIMENSION: L X W X H

HL15 4500x2400x1900

HL20 6000x2400x1900

HL25 6000x2400x2100

COLLECTION OF WASTE AT THE WINDY  
PLACES, DRY STORAGE OF WASTE



# Hook&Multilift...



TYPE:

## **STANDARD HL**

WALLS: 3MM

BOTTOM: 4MM

STEEL QUALITY: ST 37-2

FRAME:

Ss3021, SFS4417, DIN30722

ADDITIONAL:

ROOF NET/STEEL/TARPAULIN,

SAFETY LOCKING DEVICE,

REFLEX DECALES

VOLUME: 10-20 M<sup>3</sup>

DIMENSION: L X W X H

HL10 6000x2400x750

HL12 6000x2400x950

HL15 6000x2400x1100

HL18 6000x2400x1250

HL20 6000x2400x1400

TRANSPORTATION OF DIFFERENT  
CARGO, WASTE, MATERIALS, ETC

# Hook&Multilift...



TYPE:

## **STANDARD HL**

WALLS: 3MM  
BOTTOM: 4MM  
STEEL QUALITY: ST 37-2,

FRAME:  
SS3021, SFS4417, DIN30722

ADDITIONAL:  
ROOF NET/STEEL/TARPAULIN,  
SAFETY LOCKING DEVICE,  
REFLEX DECALES

VOLUME: 22-40 M<sup>3</sup>

DIMENSION: L X W X H

HL22 6000x2550x1500  
HL30 6000x2550x2100  
HL35 6000x2550x2450  
HL38 6000x2550x2650  
HL40 6000x2550x2800

TRANSPORTATION OF DIFFERENT  
CARGO, WASTE, MATERIALS, ETC



# Hook&Multilift...



TYPE:

## **REINFORCED HLR**

WALLS: 4MM

BOTTOM: 5MM/6MM

STEEL QUALITY:

ST 52-3, ALTERNATIVE DOMEX, HARDOX

FRAME: S53021, DIN30722

ADDITIONAL:

ROOF NET/STEEL/TARPAULIN,

TUBES ON SIDE WALLS,

SAFETY LOCKING DEVICE

VOLUME: 10-45 M<sup>3</sup>

DIMENSION: L X W X H

HLR10 6000x2400x750

HLR15 6000x2400x1100

HLR20 6000x2400x1400

HLR25 6000x2550x1700

HLR30 6000x2550x2100

HLR35 6000x2550x2450

HLR38 6000x2550x2650

HLR41 7000x2550x2450

HLR45 7000x2550x2650



CONTAINER FOR USE IN HARD  
CONDITIONS, FOR HEAVY LOAD,  
METAL SCRAP

# Hook&Multilift...



TYPE:

## **REINFORCED AF**

WALLS: 4MM

BOTTOM: 5MM

STEEL QUALITY:

ST 52-3, ALTERNATIVE DOMEX, HARDOX

FRAME: S3021, DIN30722

ADDITIONAL:

ROOF NET/STEEL/TARPAULIN,

DOUBLE BOTTOM PROFILE,

SAFETY LOCKING DEVICE

VOLUME: 10-45 M<sup>3</sup>

DIMENSION: L X W X H

HLR10 6000x2400x750

HLR15 6000x2400x1100

HLR20 6000x2400x1400

HLR30 6000x2550x2100

HLR35 6000x2550x2450

HLR38 6000x2550x2650

HLR41 7000x2550x2450

TRANSPORT OF HEAVY LOADS IN  
SMALL PIECES, METAL SCRAP



# Hook&Multilift...



TYPE:

## **GRAVEL HL...G**

WALLS: 4MM

BOTTOM: 5MM

STEEL QUALITY:

ST 37-2, ST 52-3, DOMEX, HARDOX

FRAME:

SS3021, SFS4417, DIN30722

BACKDOOR:

COMBI OPENING BY HANDLE

COMBI OPENING WITH BOLTS

DIFFERENT OPENING CLEARANCE

MANUAL OR AUTOMATIC OPENING

VOLUME: 8-22 M3

DIMENSION: L X W X H

HL8G 6000x2550x500

HL10G 6000x2550x750

HL12G 6000x2550x950

HL18G 6000x2550x1250

HL22G 6000x2550x1500

ROAD OR BUILDING CONSTRUCTION

SAND OR GRAVEL TRANSPORTATION



# Hook&Multilift...



TYPE:

## ORGANIC WASTE HL..S

WALLS: 3/4MM

BOTTOM: 4/5MM

STEEL QUALITY:

ST 37-2, ST 52-3, DOMEX, HARDOX

FRAME:

SS3021, SFS4417, DIN30722

BACKDOOR:

ANTI-LEAKAGE SEALING

HANGING OR COMBI OPENING

SPECIAL LOCKING DEVICES

VOLUME: 10-40 M3

DIMENSION: L X W X H

HL10S 6000x2400x750

HL15S 6000x2400x1100

HL22S 6000x2400x1500

HL30S 6000x2550x2100

HL35S 6000x2550x2450

HL40S 7000x2550x2450

TRANSPORTATION OF LIQUID  
LOAD AND ORGANIC WASTE



# Hook&Multilift...



TYPE:

## WITH SIDEDOORS HL...SBD

WALLS: 3MM

BOTTOM: 4MM

SIDEDOORS: 2MM

STEEL QUALITY:

ST 37-2, ALTERNATIVE DOMEX

FRAME: S53021, DIN30722

ADDITIONAL:

ROOF NET/STEEL/TARPAULIN,

SAFETY LOCKING DEVICE

VOLUME: 12-45 M<sup>3</sup>

DIMENSION: L X W X H

HL12SBD 6000x2400x750

HL15SBD 6000x2400x1100

HL20SBD 6000x2400x1400

HL25SBD 6000x2550x1700

HL30SBD 6000x2550x2100

HL35SBD 6000x2550x2450

HL38SBD 6000x2550x2650

HL40SBD 6500x2550x2450

HL41SBD 7000x2550x2450

HL43SBD 6500x2550x2650

HL45SBD 7000x2550x2650

TRANSPORT OF 2 PALLETS IN WIDTH  
SIDE/BACK/UPPER LOADING



# Hook&Multilift...



TYPE:

## **SPECIAL HLW**

WALLS: 3MM/4MM

BOTTOM: 4MM/5MM

STEEL QUALITY:

ST 37-2, ST 52-3, DOMEX, HARDOX

FRAME:

SS3021, SFS4417, DIN30722

INSIDE WIDTH 2,42M

ADDITIONAL:

ROOF NET/STEEL/TARPAULIN

SAFETY LOCKING DEVICE

REFLEX DECALES

VOLUME: 8-40 M<sup>3</sup>

DIMENSION: L X W X H

HL8 6000x2550x500

HL10 6000x2550x750

HL15 6000x2550x1150

HL22 6000x2550x1500

HL30 6000x2550x2100

HL35 6000x2550x2450

HL40 7000x2550x2450

WIDE BOTTOM FOR 2 PALLETES  
IN WIDTH

# Hook&Multilift...



TYPE:  
ASPHALT

WALLS: 4MM  
BOTTOM: 4MM  
ROOF: TARPAULIN  
STEEL QUALITY: DOMEX 650  
FRAME:  
SS3021, SFS4417, DIN30722



TYPE:  
WITH PARTITION WALLS

WALLS: 3MM  
BOTTOM: 4MM  
PARTITION WALLS WITH  
MANUAL LOCKING DEVICE



TYPE:  
CLOSED WITH PARTITION  
WALLS

ROOF: PLASTIC WITH SIDE LIDS  
PARTITION WALLS OPEN BY  
CHANGE OF LIFTING ANGLE  
AUTOMATICALLY

# Hook&Multilift...



TYPE:

TWO SIDES OPENING ROOF

SIDE OF OPENING TO BE CHANGED  
BY REPLACEMENT OF SPECIAL HINGES  
NET/TARPAULIN/STEEL  
OPENING BY WINCH



TYPE:

ROOF WITH HYDRAULIC  
CYLINDER

ROOF TO BE OPENED BY HYDRO CYLINDER  
WITH HAND PUMP  
NET/TARPAULIN/STEEL



TYPE:

STANDARD ROOF

LEFT OR RIGHT HINGED  
NET/TARPAULIN/STEEL  
OPENING BY WINCH  
SAFETY LOCKING DEVICES TO  
KEEP ROOF OPENED OR CLOSED

# Hook&Multilift...

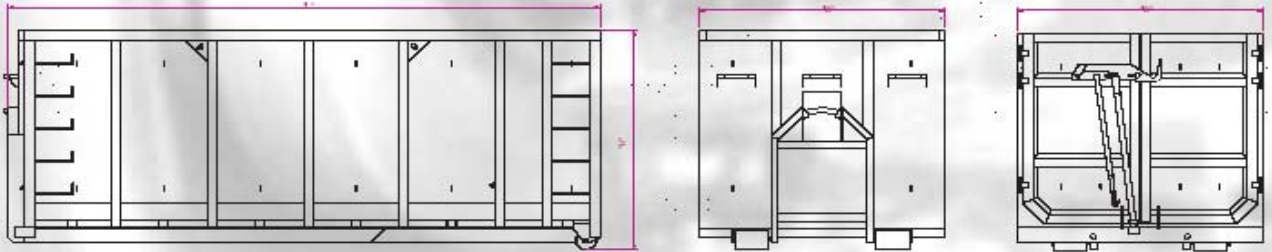


# Hook&Multilift...

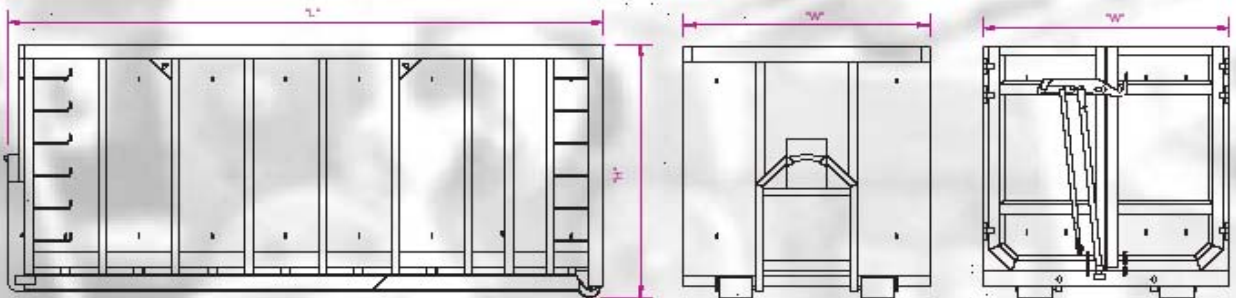


# Hook&Multilift...

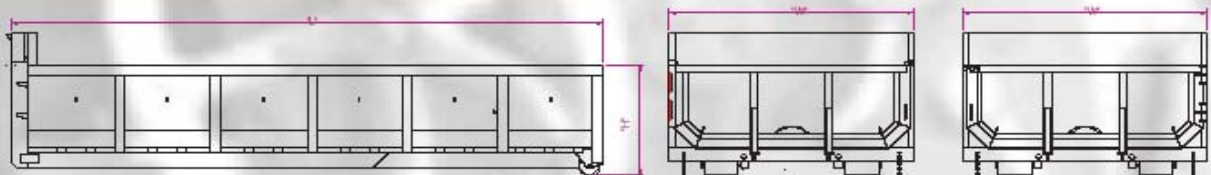
## STANDARD HL



## REINFORCED HLR

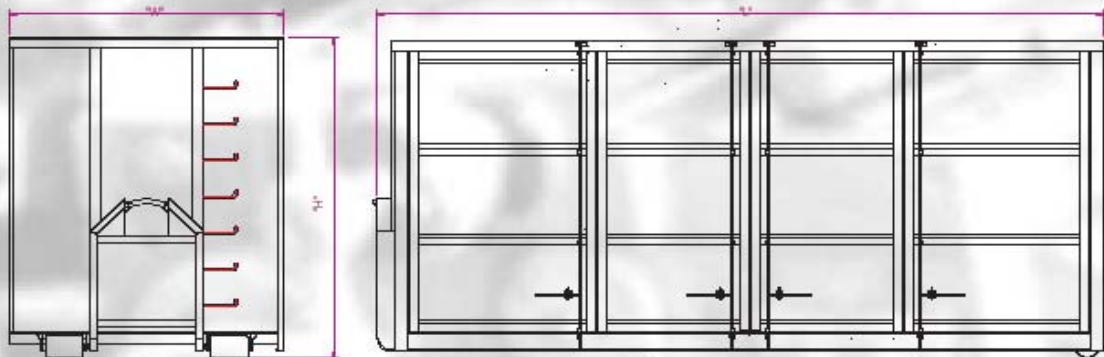
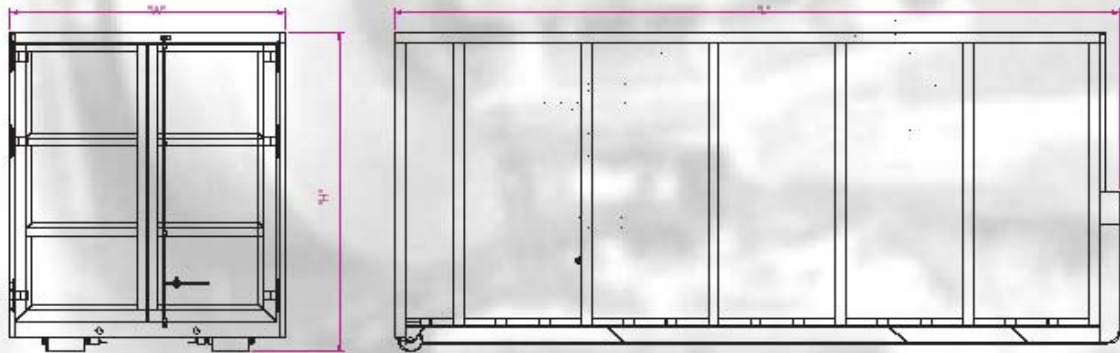


## GRAVEL HL...G



# Hook&Multilift...

## SIDEDOORS HL...SBD



## CLOSED HLC

